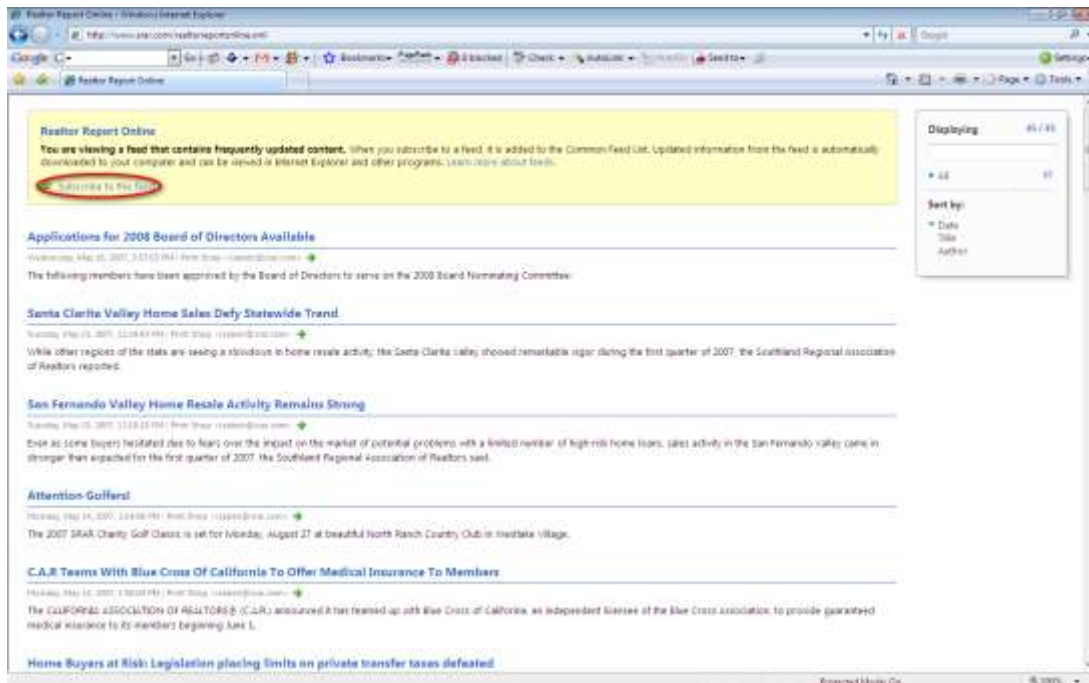


Realtor Report Online on Your Vista Desktop

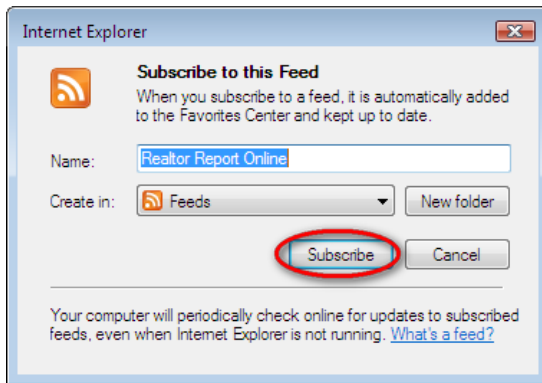
1. Open Internet Explorer and go to SRAR.com.
2. Click the orange and white button on the right of the browser as shown here.



3. Then, when the list of articles loads, click the Subscribe to this Feed link.



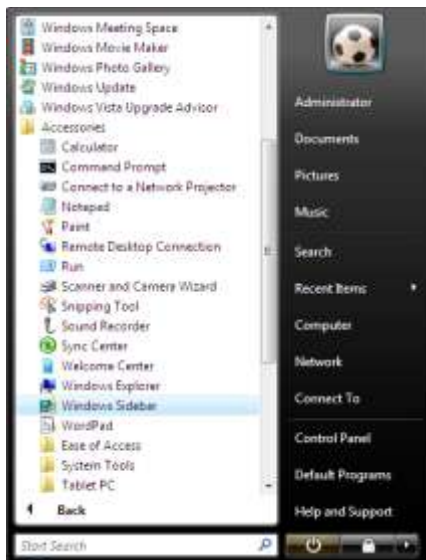
- To finalize the subscription, click Subscribe on the window that pops up.



- Then, close Internet Explorer.



- Next, open Windows Sidebar. If it is already open, skip to the next step. To open the Sidebar, simply go to the Start menu and click All Programs. Then in Accessories, click Windows Sidebar.



7. Once the Sidebar has opened, click the small plus sign at the top.



8. In the window that opens, double click the Feed Headlines button.



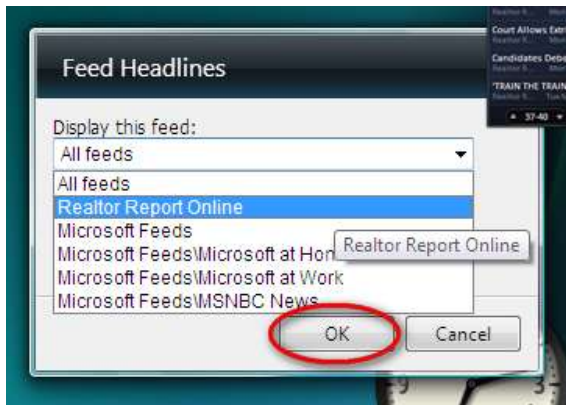
9. The Feed Headlines gadget will appear in the Sidebar. Now, close the gadget window.



10. Then, click the small wrench image to the right of the Feed Headlines gadget.



11. When the options window appears, select Realtor Report Online from the dropdown menu and click OK.



You have now added the Realtor Report Online news directly to your desktop. You can easily get the news you want whenever you want it.